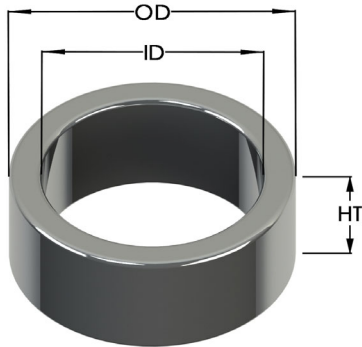


TMC series core list (Coating)



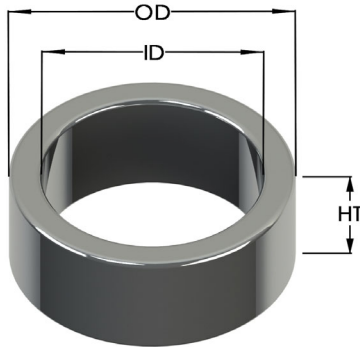
Specification and Product List

Product Features

- High permeability (μr up to 100,000)
- Excellent attenuation of common-mode and differential-mode noise
- High saturation flux density (>1.2T)
- Low core loss and temperature rise
- Suitable for high-frequency and high-current applications
- RoHS & REACH compliant

P/N	After Coating			Ae (cm ²)	Le (cm)	AL(μ H/N ²) at 10KHz	AL(μ H/N ²) at 100KHz	Remarks
	OD (mm)	ID (mm)	HT (mm)					
TMC4-2.5-2.5-H(PD)	5	1.5	3.5	0.01	1.03	13 MIN	N/A	
TMC4-2.5-3.2-H(PD)	5	1.5	4.2	0.02	1.03	16.5 MIN	N/A	
TMC8-5-4-J(PB)	9	4	5	0.05	2.04	20 MIN	6.7 MIN	
TMC9-5.3-5.4-H(PD)	10.2	4	6.5	0.08	2.25	32.6MIN	9.0MIN	
TMC9-5.3-5.4-H1(PB)	10.2	4	6.5	0.09	2.25	33Min	14Min	
TMC9-8-6.5-4.5-L(PB)	11.5	5	6	0.06	2.56	22.7MIN	4.8 MIN	
TMC10-5-5-J(PD)	11.3	3.7	6.3	0.09	2.38	35 MIN	14 MIN	
TMC10-5-7-3.5-J(E)	11.1	4.6	4.5	0.06	2.46	20 MIN	5 MIN	
TMC10-5-7-4.5-L(PB)	11.2	4.7	6	0.08	2.46	27.0 MIN	6.5 MIN	
TMC11-5-7-3.5-L(PB)	12.2	4.7	4.7	0.07	2.62	22.0 MIN	5.5 MIN	
TMC12-7-5-J(PD)	13.5	5.7	6.5	0.09	3.01	30.0 MIN	N/A	
TMC12-8-5-A(E)	13.2	6.8	6.2	0.08	3.14	24.3±30%	6.5 MIN	
TMC12-9-3.2-C(EB)	13.2	7.8	3.4	0.04	3.30	5.9±30%	3.0 MIN	
TMC12-10.5-3-DT(PB)	13.3	9.3	4.3	0.02	3.50	2.2±30%	N/A	
TMC13-8-5-J(PD)	14.2	6.8	6.2	0.09	3.33	15.3 MIN	5.7 MIN	
TMC14-8-5-C(E)	15.2	7.4	6.2	0.13	3.45	17.8±30%	9.0 MIN	
TMC14-9-5-M(E)	15.2	8.2	6.2	0.09	3.69	17.7~39	7.5 MIN	
TMC14-9-5-M5(E)	15.3	8.4	6.5	0.09	3.69	22±30%	8.5MIN	
TMC14-9-6.5-J(PG)	15	8.4	8	0.11	3.69	28 MIN	8.8 MIN	
TMC16-10-5-A(E)	17.2	8.8	6.2	0.12	4.08	28.1±30%	7.5 MIN	
TMC16-10-5-M(P)	17.3	8.3	6.4	0.11	4.11	15.5~29.0	6.5MIN	
TMC16-10-6.5-M(P)	17.5	8.1	8	0.15	4.08	20~37.5	8.5 MIN	
TMC16-10-8-M(P)	17.5	8.1	9.4	0.19	4.08	24.5~46	10.5 MIN	
TMC16-10-10-M(P)	17.5	8.1	11.5	0.23	4.08	30~58	13 MIN	
TMC16-11-8-A(E)	17.4	9.6	9.4	0.17	4.24	35.8±30%	9.6 MIN	
TMC16-11-8-B(E)	17.4	9.6	9.4	0.17	4.24	28.8±30%	9.6 MIN	
TMC16-11-8-C(E)	17.4	9.6	9.4	0.17	4.24	19.2±30%	9.6 MIN	
TMC16-12.5-6-J(PB)	17.5	11.5	7.5	0.08	4.47	15 +45%/-25%	4.8 +45%/-25%	
TMC16-12-8-M(E)	17.4	10.6	9.4	0.12	4.40	18.5~31.2	6.6 MIN	
TMC18-10-8-M(P)	19.5	8.1	9.5	0.25	4.40	30.5~57	13 MIN	
TMC18-10-10-A(P)	19.3	8.7	11.3	0.33	4.39	70.4±30%	19.4 MIN	
TMC18-10-10-B(P)	19.3	8.7	11.3	0.33	4.39	56.2±30%	19.4 MIN	
TMC18-10-10-C(E)	19.3	8.7	11.3	0.33	4.39	37.5±30%	20.6 MIN	
TMC18-10-10-M(P)	19	8.1	11.5	0.31	4.40	70±30%	16.5 MIN	
TMC18-10.5-5-J(PB)	19.5	9.2	6.5	0.15	4.47	25.7 MIN	8.2 MIN	
TMC18-10.5-6-J(PB)	19	9.2	7.3	0.18	4.47	30.9MIN (0.1V)	9.8MIN (0.1V)	
TMC18-10.5-6.5-J(PB)	19.5	9.2	9	0.19	4.47	33.5 MIN	10.6 MIN	
TMC18-13-5-N(PD)	19.5	11.5	6.5	0.10	4.87	16.0 MIN	6.5 MIN	
TMC18-13-10-J(PD)	19.5	11.5	11.5	0.20	4.87	40 MIN	10.4 MIN	
TMC19-15-6.5-Q(PD)	20	13.5	7.5	0.10	5.34	14.25MIN	N/A	
TMC19.5-11-8-M(P)	21	9.2	9.5	0.27	4.79	30~56	12.5 MIN	
TMC20-13-6.5-J(PD)	21.9	11.2	8.6	0.19	5.18	40±30%	10.0 MIN	
TMC20-11-8-A(E)	21.5	9.5	9.5	0.30	4.86	57.1±30%	15.4 MIN	

TMC series core list (Coating)



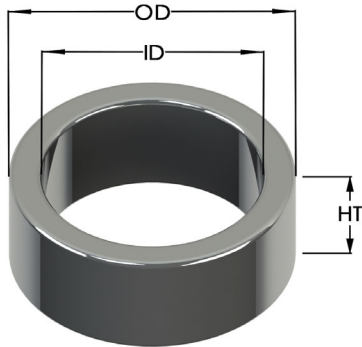
Specification and Product List

Product Features

- High permeability (μr up to 100,000)
- Excellent attenuation of common-mode and differential-mode noise
- High saturation flux density (>1.2T)
- Low core loss and temperature rise
- Suitable for high-frequency and high-current applications
- RoHS & REACH compliant

P/N	After Coating			Ae (cm ²)	Le (cm)	AL(μ H/N ²) at 10KHz	AL(μ H/N ²) at 100KHz	Remarks
	OD (mm)	ID (mm)	HT (mm)					
TMC20-11-8-M(P)	21.5	9.5	9.5	0.28	4.87	31~58	13.0 MIN	
TMC20-12-12-M(P)	21.5	10.2	13.5	0.37	5.02	40.5~75	17.0 MIN	
TMC20-12.5-12-C(P)	21.5	11	13.5	0.37	5.10	42±30%	19.8 MIN	
TMC20-13-6.5-J(PD)	21.9	11.2	8.6	0.19	5.18	40±30%	10.0 MIN	
TMC21-10-8-D(PB)	22.5	8.7	9.5	0.33	4.91	70.0 MIN	15.0 MIN	
TMC21-14-13-DT(PG)	22.5	12.2	14.5	0.37	5.50	N/A	19.4 MIN	
TMC22-10-6.5-D(PB)	23.6	8.2	8.2	0.31	5.00	49±30%	19.8 MIN	
TMC22-12-6.5-A(E)	23.5	10.5	8	0.27	5.34	47.1±30%	12.6 MIN	
TMC22-12-6.5-B(E)	23.5	10.5	8	0.27	5.34	37.7±30%	12.6 MIN	
TMC22-12-6.5-C(E)	23.5	10.5	8	0.27	5.34	25.1±30%	12.6 MIN	
TMC22-14-3.5-R(PD)	23.5	12.5	4.8	0.10	5.68	22±30%	3.9 MIN	
TMC22-14-10-D(PB)	24	12	12	0.32	5.65	43.2±30%	20.2 MIN	
TMC22-15-6.5-M(E)	23.5	13.5	8	0.18	5.81	24.8±30%	6.5 MIN	
TMC22-17-5-A(E)	23.5	15.8	6.5	0.11	6.12	15.4±30%	4.2 MIN	
TMC22-17-5-B(E)	23.5	15.8	6.5	0.10	6.12	12.4±30%	4.2 MIN	
TMC22-17-5-C(E)	23.5	15.8	6.5	0.10	6.12	8.3±30%	4.2 MIN	
TMC22-17-6.5-J2(PB)	24.5	14.5	8	0.16	6.11	20.8±30%	10 MIN	
TMC22-17-8-J1(PB)	23.5	15.5	9.4	0.16	6.12	30±30%	11.2 ±30%	
TMC22-17-10-A(E)	24	15.5	11.5	0.21	6.12	30.8±30%	8.3 MIN	
TMC22-17-10-B(E)	24	15.5	11.5	0.21	6.12	24.7±30%	8.3 MIN	
TMC25-15-13-N(PB)	26.5	13.8	14.5	0.52	6.20	65.0MIN	21.2 MIN	
TMC25-15-15-A(PB)	26.7	13.3	16.7	0.59	6.28	90±30%	25 MIN	
TMC25-16-8-DT(PD)	27	14	10.2	0.30	6.50	34.2±30%	18 MIN	
TMC25-16-8-J1(PB)	26.5	14.5	9.5	0.28	6.44	30.8 MIN	12.6 MIN	
TMC25-16-8-J2(PD)	27	14	10.2	0.31	6.59	44±30%	16.4 MIN	
TMC25-16-8-J3(PD)	27	14	10.2	0.28	6.44	32.8±30%	16.4 MIN	
TMC25-16-8-J4(PD)	26.6	14	9.9	0.28	6.44	36±30%	11.9 MIN	
TMC25-16-10-D(PB)	26.5	14.5	12	0.35	6.44	58±30%	14 MIN	
TMC25-17-13-DT(PB)	26.5	15.2	14.5	0.42	6.60	50.6±30%	18.5 MIN	
TMC25-20-10-J(E)	26.5	18.6	11.4	0.20	7.07	18.69~34.71	7.2 MIN	
TMC25.5-13-5-D(PG)	27	11.5	6.5	0.26	6.00	21.4 MIN	10.7 MIN	
TMC28-18-10-DT(P)	29.2	16.8	11.2	0.41	7.20	32 MIN	14.2 MIN	
TMC28-18-10-L(P)	29.2	16.8	11.2	0.39	7.22	53.5 MIN	11.3 MIN	
TMC28-18-20-J(PB)	30	17	22	0.84	7.22	100±30%	N/A	
TMC30-20-12-B(E)	31.5	18.5	13.5	0.50	7.85	46.5±30%	15.6 MIN	
TMC31-19-13-DT(PB)	32.5	17.5	14.5	0.62	7.85	57.3±30%	22.3MIN	
TMC37-22-15-DT(PB)	38.5	20.5	16.5	0.55	6.75	N/A	27.4 MIN	
TMC37-24-15-J(PB)	39	22.5	16.5	0.76	9.58	71.5±30%	17.0 MIN	
TMC40-25-15-H(PD)	45	23	16.5	1.14	10.80	80MIN	35.0MIN	
TMC48.5-35-15-M(P)	50	33.8	16.2	0.39	7.22	35 MIN	N/A	
TMC48.5-35-25-N(PB)	50	33.8	27	1.32	13.11	80 MIN	N/A	
TMC55-25-18-Q(PD)	56.8	23	19.8	2.26	12.56	75 MIN	37 MIN	

TMC series core list (Coating)



Specification and Product List

Product Features

- High permeability (μr up to 100,000)
- Excellent attenuation of common-mode and differential-mode noise
- High saturation flux density (>1.2T)
- Low core loss and temperature rise
- Suitable for high-frequency and high-current applications
- RoHS & REACH compliant

P/N	After Coating			Ae (cm ²)	Le (cm)	AL(μ H/N ²) at 10KHz	AL(μ H/N ²) at 100KHz	Remarks
	OD (mm)	ID (mm)	HT (mm)					
TMC80-50-25	83	47	28	3.75	20.41	N/A	N/A	for Inverters 20KHz,0.5T<=26W/KG 1KHz,0.3V 44~85uH
TMC130-100-25-G(PD)	134	96	28.5	3.15	36.11	15-35	13 MIN	

TECHMOUSE